

## How To Access The External Editor

1) Go to this URL: <https://elcidonline.ntia.gov/>

2) click on Acknowledge:

### Warning

You are accessing a U.S. Government information system, which includes: 1) this computer, 2) this computer network, 3) all Government-furnished computers connected to this network, and 4) all Government-furnished devices and storage media attached to this network or to a computer on this network. You understand and consent to the following: you may access this information system for authorized use only; unauthorized use of the system is prohibited and subject to criminal and civil penalties; you have no reasonable expectation of privacy regarding any communication or data transiting or stored on this information system at any time and for any lawful Government purpose, the Government may monitor, intercept, audit, and search and seize any communication or data transiting or stored on this information system; and any communications or data transiting or stored on this information system may be disclosed or used for any lawful Government purpose. This information system may contain Controlled Unclassified Information (CUI) that is subject to safeguarding or dissemination controls in accordance with law, regulation, or Government-wide policy. Accessing and using this system indicate your understanding of this warning. For technical support or to report a security incident, please contact the ECO Help Desk at 833-695-0543.

Acknowledge

3) Click on “External Editor” blue button:

## **EL-CID Online**

Equipment Location Certification Information Database

**Internal  
Workflow**

**External  
Editor**

**Online  
Help**

**Training  
Videos**

4) Click OK:

## EL-CID Online




You are accessing a U.S. Government information system, which includes: 1) this computer, 2) this computer network, 3) all Government-furnished computers connected to this network, and 4) all Government-furnished devices and storage media attached to this network or to a computer on this network. You understand and consent to the following: you may access this information system for authorized use only; unauthorized use of the system is prohibited and subject to criminal and civil penalties; you have no reasonable expectation of privacy regarding any communication or data transiting or stored on this information system at any time and for any lawful Government purpose, the Government may monitor, intercept, audit, and search and seize any communication or data transiting or stored on this information system; and any communications or data transiting or stored on this information system may be disclosed or used for any lawful Government purpose. This information system may contain Controlled Unclassified Information (CUI) that is subject to safeguarding or dissemination controls in accordance with law, regulation, or Government-wide policy. Accessing and using this system indicate your understanding of this warning. NTIA employees and contractors are reminded that all official NTIA email communications must be made using their assigned NTIA email account. Use of personal e-mail accounts for official communications is prohibited. For technical support or to report a security incident, please contact the ECO Help Desk at 833-695-0543.


OK

5) Click Editor:

UNCLASSIFIED


# EL-CID Online



[NTIA Allocation Table](#)   [Service/Station Codes](#)   [Logout](#) 

Federal regulations and DoC policy requires the spectrum certification process to be performed for Radio Frequency (RF)-Dependent systems before purchase by the U.S. Government.

[Read more >>>](#)




[About](#)

EL-CID Online Version: 1.15Z6

6) Click on open and then select the file you want to view:

UNCLASSIFIED



**EL-CID Online** Editor

Do you want to create or open an application?  
This site provides an editor for entering and saving Spectrum Certification-related data.

- NTIA Certification Request - you are requesting certification from or through a non-DoD Federal agency

It is important to save your data periodically. If you close this browser before saving, your data will be lost.

Create or open an application:

New

Open  No file chosen